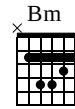
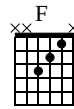
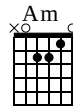
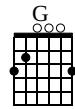
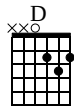
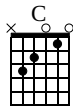
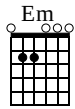


mp121102a

Markus Popp

Music by Markus Popp



Guitar (Lead)
Standard tuning

Guitar (Clean)
Standard tuning

Bass
Standard tuning

♩ = 140

Intro

Guitar1

4/4

1

10-9 9 8 7-5-4 5-7 9-7 10

Guitar2

4/4

Bass

4/4

7 5 0-2-3-5 7-5

Drums

4/4

mf

Verse 1

Em Em Em Em

Guitar1 TAB: 5 2 4 2 4 2 2 | 5 2 4 2 4 2 4 | 2 4 2 4 2 2 | 5 4 5 4 5 4

Guitar2 TAB: 0 0 0 0 0 0 0 0 | 0 0 0 0 0 0 0 0 | 0 0 0 0 0 0 0 0 | 0 0 0 0 0 0 0 0

Bass TAB: 2 2 2 2 2 2 2 2 | 5 5 4 4 2 2 0 0 | 2 2 2 2 2 2 2 2 | 5 5 4 4 2 2 0 0

Drums: [Musical notation with x and o symbols]

Verse 2

C C C C C

Guitar1 TAB: 9 3 2 3 2 3 4 5 | 2 4 4 5 | 3 2 3 2 3 3 5 | 3 2 3 3 5 5 | 4 2 3 2 3 5

Guitar2 TAB: 0 1 0 1 0 1 0 0 | 0 1 0 1 0 1 0 0 | 0 1 0 1 0 1 0 0 | 0 1 0 1 0 1 0 0 | 0 1 0 1 0 1 0 0

Bass TAB: 3 3 3 3 3 3 3 3 | 5 4 2 5 3 2 5 3 | 3 3 3 3 3 3 3 3 | 5 4 2 5 3 2 5 3 | 5 4 2 5 3 2 5 3

Drums: [Musical notation with x and o symbols]

Verse 1

Em Em Em Em

14

Guitar1 TAB: 14 | 2 4 2 4 2 2 | 2 5 2 4 2 4 2 4 | 2 4 2 4 2 5 4 | 2 2 2 5 2 4 5 |

Guitar2 TAB: | 0 0 0 0 0 0 0 0 | 0 0 0 0 0 0 0 0 | 0 0 0 0 0 0 0 0 | 0 0 0 0 0 0 0 0 |

Bass TAB: | 2 2 2 2 2 2 2 2 | 5 5 4 4 2 2 0 0 | 2 2 2 2 2 2 2 2 | 5 5 4 4 2 2 0 0 |

Drums: [Musical notation]

Verse 2

C C C C C

18

Guitar1 TAB: 18 | 3 2 3 2 4 5 | 2 4 4 5 | 3 2 3 2 3 5 | 3 2 3 5 5 | 4 2 3 2 5 |

Guitar2 TAB: | 0 0 0 0 0 0 0 0 | 0 0 0 0 0 0 0 0 | 0 0 0 0 0 0 0 0 | 0 0 0 0 0 0 0 0 |

Bass TAB: | 3 3 3 3 3 3 3 3 | 5 4 2 5 3 2 5 3 | 3 3 3 3 3 3 3 3 | 5 4 2 5 3 2 5 3 | 5 4 2 5 3 2 5 3 |

Drums: [Musical notation]

Chorus

23

Em D G Am Em D G Am C D

Guitar1
TAB 4 2 7 9 4 2 7 9 5 7 5 7 3 5
2 0 5 7 2 0 5 7 5 7 3 5
| | | | | | | |

Guitar2
TAB 0 2 3 0 0 2 3 0 0 2 3 0 0 2 0 2 3
0 3 0 1 0 0 0 2 0 0 2 0 0 2 0 3
2 0 2 0 2 0 2 0 2 0 2 0 2 0 3
0 3 0 3 0 0 0 0 0 0 0 0 0 0 3
| | | | | | | |

Bass
TAB 2 4 2 2 0 5 7 5 7 9 11 9 2 4 2 2 0 5 7 5 7 7
| | | | | | | | | | | |

Drums
| | | | | | | |

27

Em D G Am Em D G Am C D

Guitar1
TAB 4 2 7 9 4 2 7 9 5 7 5 7 3 5
2 0 5 7 2 0 5 7 5 7 3 5
| | | | | | | |

Guitar2
TAB 0 2 3 0 0 2 3 0 0 2 3 0 0 2 0 2 3
0 3 0 1 0 0 0 2 0 0 2 0 0 2 0 3
2 0 2 0 2 0 2 0 2 0 2 0 2 0 3
0 3 0 3 0 0 0 0 0 0 0 0 0 0 3
| | | | | | | |

Bass
TAB 2 4 2 2 0 5 7 5 7 9 11 9 2 4 2 2 0 5 7 5 7 7
| | | | | | | | | | | |

Drums
| | | | | | | |

31 C C C C D Em C C C C D Em

Guitar1
TAB
3 5 2 5 3 5 2 5 | 5 4 5 7 9 9 | 3 5 2 5 3 5 2 5 | 5 4 5 7 9 9

Guitar2
TAB
0 0 0 0 2 0 0 | 0 1 3 0 0 0 | 0 0 2 0 0 0 | 0 0 1 3 0 0
1 1 1 1 2 1 | 2 2 2 2 2 2 | 2 2 2 2 2 2 | 2 2 2 2 2 2
2 2 2 2 2 2 | 3 3 3 3 3 3 | 3 3 3 3 3 3 | 3 3 3 3 3 3
3 3 3 3 3 3 | 3 3 3 3 3 3 | 3 3 3 3 3 3 | 3 3 3 3 3 3

Drums
| | | | | | | | | | | | | | | |

Bass
TAB
3 4 4 5 4 7 9 | 3 4 4 5 4 7 9

Drums
| | | | | | | | | | | | | | | |

35 C F Bm C D Em C F Bm G Am Bm

Guitar1
TAB
5 4 2 5 3 2 3 | 4 2 3 5 7 9 | 8 7 5 8 6 5 6 | 7 5 6 8 10 12 12
TAB
1 3 5 7 9 | 1 3 5 7 9 | 1 3 5 7 9 | 1 3 5 7 9
2 4 6 8 10 | 2 4 6 8 10 | 2 4 6 8 10 | 2 4 6 8 10
3 5 7 9 11 | 3 5 7 9 11 | 3 5 7 9 11 | 3 5 7 9 11

Guitar2
TAB
0 1 2 2 0 0 0 | 0 1 3 0 0 0 | 0 1 2 0 0 0 | 0 3 0 2 0 0
1 1 1 1 2 1 | 2 2 2 2 2 2 | 2 2 2 2 2 2 | 2 2 2 2 2 2
2 2 2 2 2 2 | 3 3 3 3 3 3 | 3 3 3 3 3 3 | 3 3 3 3 3 3
3 3 3 3 3 3 | 3 3 3 3 3 3 | 3 3 3 3 3 3 | 3 3 3 3 3 3

Drums
| | | | | | | | | | | | | | | |

Bass
TAB
5 7 5 0 3 1 | 2 0 1 5 7 11 9 | 5 7 5 0 3 1 | 2 0 1 5 7 11 9 9

Drums
| | | | | | | | | | | | | | | |

Guitar1
Am Bm Am Bm D

39

Guitar2

Bass

Drums

Verse 1

41

Guitar1

Guitar2

Bass

Drums

Verse 2

45

Guitar1
TAB
3 2 3 2 3 4 5 | 2 4 4 5 | 3 2 3 3 3 5 | 2 3 3 5 5 | 4 2 2 3 5

Guitar2
TAB
0 0 0 0 0 0 0 0 | 0 1 1 1 1 1 1 1 | 0 0 0 0 0 0 0 0 | 0 1 1 1 1 1 1 1 | 0 0 0 0 0 0 0 0 | 0 1 1 1 1 1 1 1 | 0 0 0 0 0 0 0 0 | 0 1 1 1 1 1 1 1

Bass
TAB
3 3 3 3 3 3 3 3 | 5 4 2 5 3 2 | 3 3 3 3 3 3 3 3 | 5 4 2 5 3 2 | 5 4 2 5 3 2 | 5 4 2 5 3 2 | 5 3 2 5 3

Drums
x x x x x x x x | x x x x x x x x | x x x x x x x x | x x x x x x x x | x x x x x x x x | x x x x x x x x | x x x x x x x x | x x x x x x x x

Verse 1

50

Guitar1
TAB
2 4 2 4 2 5 4 | 2 2 4 2 4 2 4 | 2 4 2 4 2 5 4 | 2 2 2 2 2 5 4 | 2 2 2 2 2 5 4 | 2 2 2 2 2 5 4

Guitar2
TAB
0 0 0 0 0 0 0 0 | 0 2 2 2 2 2 2 2 | 0 0 0 0 0 0 0 0 | 0 2 2 2 2 2 2 2 | 0 0 0 0 0 0 0 0 | 0 2 2 2 2 2 2 2 | 0 0 0 0 0 0 0 0 | 0 2 2 2 2 2 2 2

Bass
TAB
2 2 2 2 2 2 2 2 | 5 5 4 4 2 2 0 0 | 2 2 2 2 2 2 2 2 | 5 5 4 4 2 2 0 0 | 5 5 4 4 2 2 0 0 | 5 5 4 4 2 2 0 0

Drums
x x x x x x x x | x x x x x x x x | x x x x x x x x | x x x x x x x x | x x x x x x x x | x x x x x x x x | x x x x x x x x | x x x x x x x x

Verse 2

54

Guitar1
TAB: 3 2 3 2 4 5 | 2 4 4 5 | 3 2 2 3 3 5 | 2 3 3 5 5 | 4 2 2 3 5

Guitar2
TAB: 0 0 0 0 0 0 | 1 1 1 1 1 1 | 0 0 0 0 0 0 | 0 0 0 0 0 0 | 0 0 0 0 0 0 | 0 0 0 0 0 0

Bass
TAB: 3 3 3 3 3 3 | 5 4 2 5 3 2 | 3 3 3 3 3 3 | 5 4 2 5 3 2 | 5 4 2 5 3 2 | 5 4 2 5 3 2

Drums
X X X X X X | X X X X X X | X X X X X X | X X X X X X | X X X X X X | X X X X X X

Chorus

59

Guitar1
TAB: 4 2 | 7 9 | 4 2 | 7 9 | 5 7 | 5 7

Guitar2
TAB: 0 2 | 3 0 | 0 2 | 3 0 | 0 2 | 0 2

Bass
TAB: 2 4 2 0 | 5 7 5 7 9 11 9 | 2 4 2 0 | 2 0 | 5 7 | 5 7 7 5

Drums
X X X X X X | X X X X X X | X X X X X X | X X X X X X | X X X X X X | X X X X X X

63

Guitar1
T
A
B

Guitar2
T
A
B

Bass
T
A
B

Drums

Bridge

67

Guitar1
T
A
B

Guitar2
T
A
B

Bass
T
A
B

Drums

Solo

70

Guitar1
T
A
B

Guitar2
T
A
B

Bass
T
A
B

Drums

74

Guitar1
T
A
B

Guitar2
T
A
B

Bass
T
A
B

Drums

78

full

full

full

Guitar1
TAB

Guitar2
TAB

Bass
TAB

Drums

82

Guitar1
TAB

Guitar2
TAB

Bass
TAB

Drums

86

Guitar1
T
A
B

Guitar2
T
A
B

Bass
T
A
B

Drums

Bridge

88

T
A
B

T
A
B

T
A
B

T
A
B

Drums

92

Guitar1
T
A
B

Guitar2
T
A
B

Bass
T
A
B

Drums

96

Guitar1
T
A
B

Guitar2
T
A
B

Bass
T
A
B

Drums

Verse 1

98

Guitar1
T
A
B

Guitar2
T
A
B

Bass
T
A
B

Drums

Detailed description: This block contains the musical notation for Verse 1, measures 98 through 101. It features four staves: Guitar 1 (TAB), Guitar 2 (TAB), Bass (TAB), and Drums. Guitar 1 uses a mix of 2-finger and 5-finger patterns. Guitar 2 features a complex fretting pattern with many naturals and some 7-fingerings. The bass line consists of a steady eighth-note pattern. The drum part is a simple rock beat with a snare on the 2nd and 4th beats and a kick on the 1st and 3rd beats.

Verse 2

102

Guitar1
T
A
B

Guitar2
T
A
B

Bass
T
A
B

Drums

Detailed description: This block contains the musical notation for Verse 2, measures 102 through 105. It features four staves: Guitar 1 (TAB), Guitar 2 (TAB), Bass (TAB), and Drums. Guitar 1 uses a mix of 2-finger and 4-finger patterns. Guitar 2 features a complex fretting pattern with many naturals and some 1-fingerings. The bass line consists of a steady eighth-note pattern. The drum part is a simple rock beat with a snare on the 2nd and 4th beats and a kick on the 1st and 3rd beats.

Outro

107

Guitar1 TAB 4 2 7 9 4 2 7 9 5 7 5 7 3 5

Guitar2 TAB 0 2 3 0 0 1 0 0 0 2 0 0 1 0 2 0 2 0 3 0 0 2 1 3 0 2 0 3

Bass TAB 2 4 2 2 0 5 7 5 7 9 11 9 2 4 2 2 0 5 7 5 7 7 5

Drums

111

12

Guitar1 TAB 4 2 7 9 17 14 12 14 13 17 5 7 16 12

Guitar2 TAB 0 2 3 0 0 1 0 0 0 2 0 0 1 0 2 0 2 0 3 0 0 2 1 3 0 2 0 3

Bass TAB 2 4 2 2 0 5 7 5 7 9 11 9 2 4 2 12 5 7 5 7

Drums